




## HTF3227LF – Temperature and Humidity Module



- Full Lead free product
- Calibrated within +/-3% @55%RH at 5Vdc
- Small size product
- Stable, proportional frequency output from 0 to 99%RH
- High quality thermistor

### DESCRIPTION

Based on the rugged HS1101LF humidity sensor, HTF3227LF is a dedicated **humidity and temperature transducer** designed for OEM applications where a reliable and accurate measurement is needed. It features a very small size for easy, cost-effective mechanical mounting. Direct interface with a micro-controller is made possible with the module's linear **frequency output**.

### FEATURES

- One of the smallest humidity/temperature modules on the market
  - Stable and reproducible characteristics with temperature
  - High reliability and long term stability
- Humidity Sensor Specific Features**
- Instantaneous de-saturation after long periods in saturation phase
  - Fast response time
  - High resistance to chemicals
  - Not affected by water immersion
  - Patented solid polymer structure
- Temperature Sensor Specific Features**
- 10k +/-3% NTC temperature sensor
  - Stable
  - High sensitivity

### APPLICATIONS

- Printers
- Hygrostat
- ...

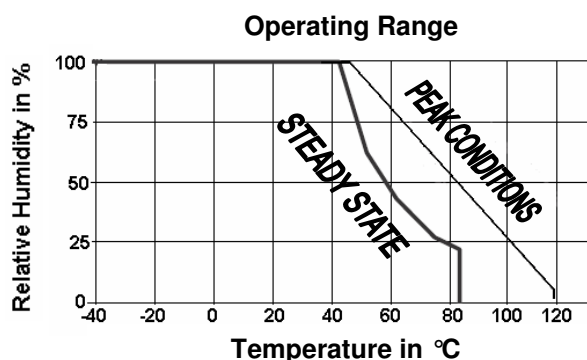
# HTF3227LF - Temperature and Humidity Module

## PERFORMANCE SPECS

### MAXIMUM RATINGS

Ratings	Symbol	Value	Unit
Storage Temperature	Tstg	-40 to 105	°C
Storage Humidity	RHstg	0 to 100	% RH
Supply Voltage (Peak)	Vs	16	Vdc
Humidity Operating Range	RH	0 to 99	% RH
Temperature Operating Range	Ta	-40 to 85	°C

Peak conditions: less than 10% of the operating time.



### ELECTRICAL CHARACTERISTICS

(Ta=25°C, Vs=5Vdc +/-5%, RL>100kΩ unless otherwise stated)

Humidity Characteristics	Symbol	Min	Typ	Max	Unit
Humidity Measuring Range	RH	10		95	%RH
Relative Humidity Accuracy (10 to 95% RH)	RH		+/-3	+/-5	%RH
Supply Voltage	Vs	4	5	16	Vdc
Nominal Output @55%RH (at 5Vdc)	Fout	6620	6660	6700	Hz
Current consumption	Ic			0.1	mA
Supply Voltage Influence (4 to 7 Vdc)	RH		+/-1		%RH
Average Sensitivity from 33% to 75%RH	$\Delta F_{out}/\Delta RH$	-10	-11	-12	Hz/%RH
Sink Current Capability	Is		100		μA
Recovery time after 150 hours of condensation	tr		10		s
Humidity Hysteresis			+/-1.5		%RH
Long term stability	T		+/-0.5		%RH/yr
Time Constant (at 63% of signal, static) 33% to 76%RH	$\tau$		10		s

(Ta=25°C)

Temperature Characteristics	Symbol	Min	Typ	Max	Unit
Nominal Resistance @25°C	R		10		kΩ
Beta value: B25/100	$\beta$	3600	3730	3800	
Temperature Measuring Range	Ta	-40		85	°C
Nominal Resistance Tolerance @25°C	R <sub>N</sub>		2	3	%
Beta Value Tolerance	$\beta$		3		%
Response Time	$\tau$		10		s

# HTF3227LF - Temperature and Humidity Module

## TYPICAL PERFORMANCE CURVES

### HUMIDITY SENSOR

- Modeled signal output

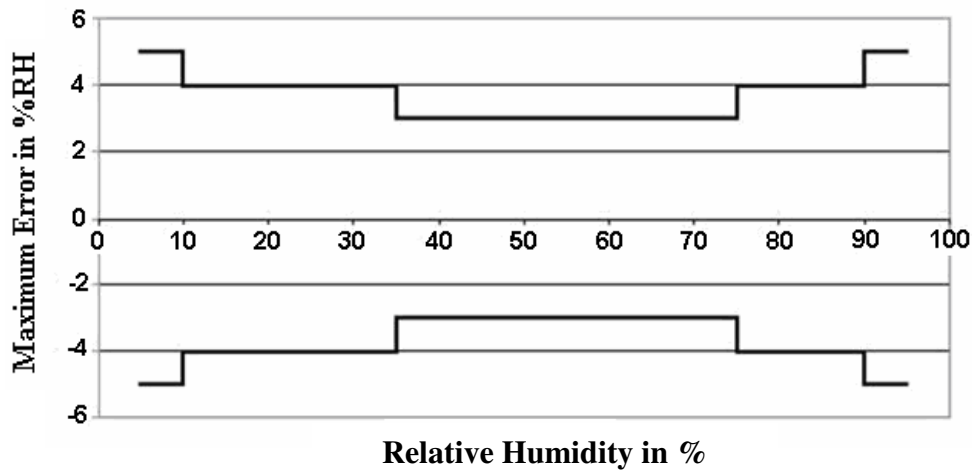
$$F_{out} = 7374 - 16.86 \cdot RH + 0.09058 \cdot RH^2 - 0.000374 \cdot RH^3$$

with  $F_{out}$  in Hz and RH in %

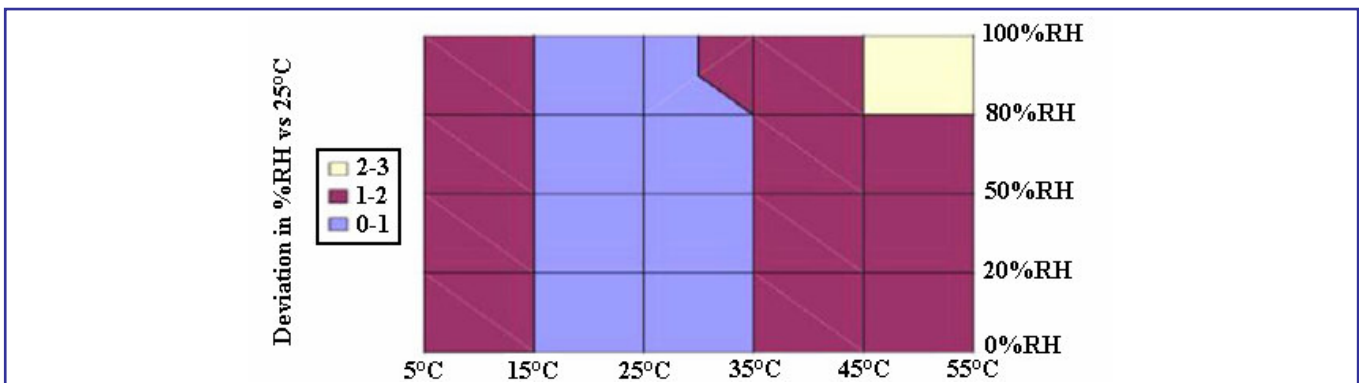
- Typical response look-up table

RH (%)	0	5	10	15	20	25	30	35	40	45	50
Fout (Hz)			7215	7140	7070	7005	6940	6880	6820	6765	6710
RH (%)	55	60	65	70	75	80	85	90	95	100	
Fout (Hz)	6660	6610	6560	6510	6460	6415	6365	6320	6270		

- Relative Humidity Accuracy of HTF3227LF @ 25°C



- Temperature influence on HTF3227LF humidity measurement



Calibration data are traceable to NIST standards through CETIAT laboratory.

# HTF3227LF - Temperature and Humidity Module

## TEMPERATURE SENSOR

- **Typical temperature output**

Depending on the needed temperature measurement range and associated accuracy, we suggest two methods to access to the NTC resistance values.

$$R_T = R_N * e^{\beta(\frac{1}{T} - \frac{1}{T_N})}$$

- R<sub>T</sub> NTC resistance in Ω at temperature T in K
- R<sub>N</sub> NTC resistance in Ω at rated temperature T in K
- T, T<sub>N</sub> Temperature in K
- β Beta value, material specific constant of NTC
- e Base of natural logarithm (e=2.71828)

① The exponential relation only roughly describes the actual characteristic of an NTC thermistor can, however, as the material parameter β in reality also depend on temperature. So this approach is suitable for describing a restricted range around the rated temperature or resistance with sufficient accuracy.

② For practical applications, a more precise description of the real R/T curve may be required. Either more complicated approaches (e.g. the Steinhart-Hart equation) are used or the resistance/temperature relation as given in tabulation form. The below table has been experimentally determined with utmost accuracy for temperature increments of 1 degree.

Actual values may also be influenced by inherent self-heating properties of NTCs. Please refer to MEAS-France/Humirel Application Note HPC106 "Low power NTC measurement".

- **Temperature look-up table**

Temp (°C)	Resistance (Ω)	Max Deviation (Ω)	Temp (°C)	Resistance (Ω)	Max Deviation (Ω)	Temp (°C)	Resistance (Ω)	Max Deviation (Ω)	Temp (°C)	Resistance (Ω)	Max Deviation (Ω)
-40	262960	35403	-2	33100	2230	26	9600	300	54	3360	213
-38	232539	30358	-1	31557	2078	27	9218	300	55	3237	208
-36	206064	26075	0	30029	1932	28	8853	299	56	3126	204
-34	182852	22416	1	28627	1799	29	8506	297	57	3019	200
-32	162498	19290	2	27299	1675	30	8178	296	58	2917	197
-30	144790	16636	3	26042	1560	31	7866	294	59	2819	193
-28	129054	14343	4	24852	1452	32	7568	292	60	2720	189
-26	115243	12383	5	23773	1355	33	7283	290	61	2629	185
-24	103115	10705	6	22708	1261	34	7011	287	62	2542	182
-22	92354	9257	7	21698	1174	35	6734	284	63	2458	178
-20	82923	8020	8	20739	1093	36	6484	281	64	2378	175
-19	78581	7463	9	19829	1017	37	6244	278	65	2304	171
-18	74497	6947	10	18959	946	38	6015	275	66	2229	168
-17	70655	6468	11	18128	879	39	5796	271	67	2158	165
-16	67039	6023	12	17338	817	40	5575	267	68	2089	161
-15	63591	5606	13	16588	759	41	5373	264	69	2022	158
-14	60381	5222	14	15876	705	42	5180	260	70	1960	155
-13	57356	4865	15	15207	654	43	4995	257	71	1898	152
-12	54503	4533	16	14569	607	44	4817	253	72	1839	149
-11	51813	4225	17	13962	563	45	4636	248	73	1782	146
-10	49204	3932	18	13384	522	46	4473	245	74	1727	143
-9	46767	3662	19	12834	484	47	4316	241	75	1673	140
-8	44467	3411	20	12280	447	48	4166	237	77	1573	135
-7	42296	3177	21	11777	413	49	4021	233	79	1480	130
-6	40247	2960	22	11297	382	50	3874	229	81	1390	124
-5	38279	2756	23	10840	353	51	3737	225	83	1310	119
-4	36455	2568	24	10404	325	52	3606	221	85	1235	115
-3	34731	2393	25	10000	300	53	3481	217			



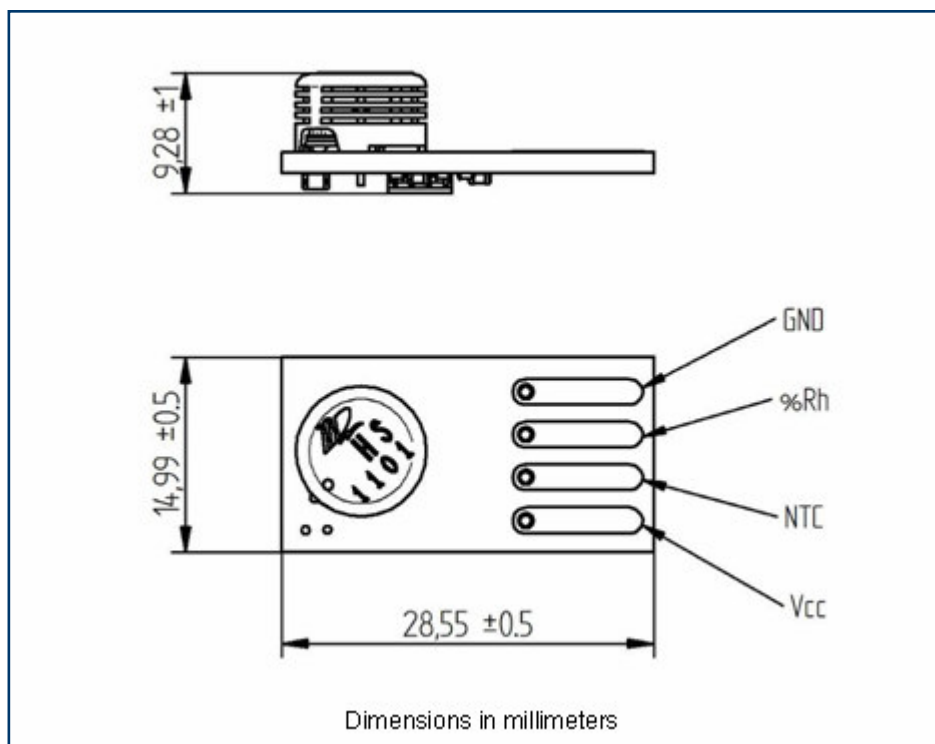
## HTF3227LF - Temperature and Humidity Module

### QUALIFICATION PROCESS

#### RESISTANCE TO PHYSICAL AND CHEMICAL STRESSES

- HTF3227LF has passed through qualification processes of MEAS-FRANCE/HUMIREL including vibration, shock, storage, high temperature and humidity, ESD.
- Additional tests under harsh chemical conditions demonstrate good operation in presence of salt atmosphere, SO<sub>2</sub> (0.5%), H<sub>2</sub>S (0.5%), O<sub>3</sub>, NO<sub>x</sub>, NO, CO, CO<sub>2</sub>, Softener, Soap, Toluene, acids (H<sub>2</sub>SO<sub>4</sub>, HNO<sub>3</sub>, HCl), HMDS, Insecticide, Cigarette smoke, this is not an exhaustive list.
- HTF3227LF is not light sensitive.

### PACKAGE OUTLINE



## HTF3227LF - Temperature and Humidity Module

### ORDERING INFORMATION

**HPP808F003 (MULTIPLE PACKAGE QUANTITY OF 50 PIECES)**  
**HTF3227LF – HUMIDITY FREQUENCY OUTPUT + NTC (TEMPERATURE DIRECT OUTPUT)**

Sample kit of HTF3227LF is available through MEAS-France/Humirel web site:  
[www.humirel.com](http://www.humirel.com)

#### Customer Service contact details

Measurement Specialties, Inc.  
 105 av. du Général Eisenhower  
 BP 23705 31037 TOULOUSE CEDEX 1  
 FRANCE  
 Tél: +33 (0) 561 194 848  
 Fax:+33 (0) 561 194 553  
 Sales: [humidity.sales@meas-spec.com](mailto:humidity.sales@meas-spec.com)

Revision	Comments	Who	Date
B	Standardized datasheet format	D. LE GALL	April 08

The information in this sheet has been carefully reviewed and is believed to be accurate; however, no responsibility is assumed for inaccuracies. Furthermore, this information does not convey to the purchaser of such devices any license under the patent rights to the manufacturer. Measurement Specialties, Inc. reserves the right to make changes without further notice to any product herein. Measurement Specialties, Inc. makes no warranty, representation or guarantee regarding the suitability of its product for any particular purpose, nor does Measurement Specialties, Inc. assume any liability arising out of the application or use of any product or circuit and specifically disclaims any and all liability, including without limitation consequential or incidental damages. Typical parameters can and do vary in different applications. All operating parameters must be validated for each customer application by customer's technical experts. Measurement Specialties, Inc. does not convey any license under its patent rights nor the rights of others.